



ELECTRIC TRACTORS

BULL 2 N
BULL 5 N
BULL 5 NP
CAB

Latest-generation tractor family: combines excellent performance with a modern design that opts for innovative solutions and materials.

Self-supporting bodywork with extruded steel mudguards and pressed steel front to protect the machine against accidental collisions.

The high capacity battery can be removed both vertically and sideways, since it rests on bearings.

Compact dimensions, easy-to-use controls and performance make these machines ideal for use both indoors and outdoors. They can also be equipped with a professional cab, with PVC or metal doors.

The dashboard features an interactive display that provides information about the battery charge, hours worked, instantaneous speed, service conditions and technical faults. It also allows the operator to select the maximum speed for indoor and outdoor use. Starting by badge and Black Box are also available on request. The machine is operated by an AC system so, besides driving it, the motor also functions as a regenerative brake when the operator releases the accelerator.

The high capacity battery can be recharged by a high-frequency battery charger on board and easily replaced, since it can be removed sideways from the machine.





BULL 2 N - BULL 5 N - BULL 5 NP - CAB

CHASSIS: in very thick metal sheet forming a self-supporting box structure.

TRANSMISSION: the vehicle is driven by an asynchronous motor directly flanged on the differential axle.

The asynchronous motor has an electric brake that acts as a parking brake.

It also has an Encoder that interfaces with an electronic control unit and allows the system to adjust the speed of the motor so that the tractor speed corresponds to the driver's requirements in all conditions of use.

ELECTRIC SYSTEM: an AC chopper monitors the performance of the AC motor.

The entire chopper/motor/brake system can be programmed via the console so as to ensure optimum performance for the specific work required.

BRAKE SYSTEM: the rear hydraulic drum brakes are operated by a pump, controlled by the operator using a pedal. The electric system allows the motor to also act as a brake when the accelerator is released: in this case, the braking action is regenerative.

INSTRUMENTATION: complete motor car type instrumentation including low battery warning indicator, hours worked and fault indicators, hare / tortoise indicator, horn, light switch, turn indicator switch.

POWER SUPPLY: a 24 V 250-360 A battery with considerable autonomy allows the tractor to operate for a long period of time and, thanks to its large capacity, will not normally be subjected to stress. This makes it extremely long-lasting.

SAFETY DEVICES: seat occupancy micro, seat belt, battery quick release device, battery safety retainer, AC system for speed control, automatic parking brake.

Compliance with the regulations in force and CE certification.

CABS: with shaped structure made of steel. Tempered glass windscreen covered on the inside with safety film. The cabs can either be without doors or with doors in PVC or metal glass. They can also be equipped with rear view mirrors, panoramic internal mirror, windscreen wiper, revolving beacon.



BULL 2 N



BULL 5 N CAB 1



BULL 5 NP CAB

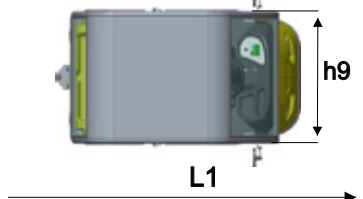
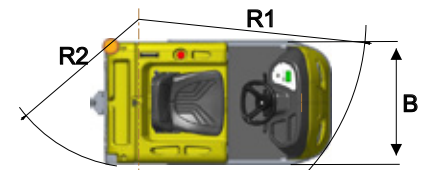
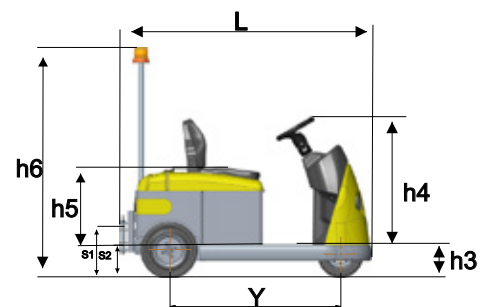
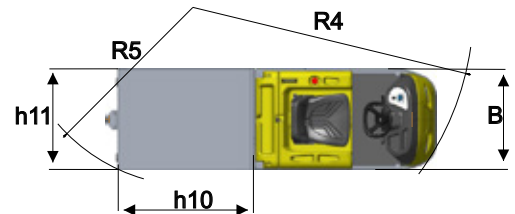
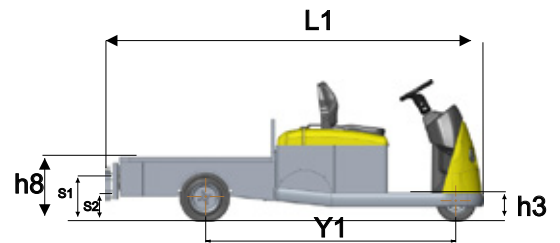
BULL 5 N can be fitted with a loading platform of different standard dimensions. Platforms can also be made with dimensions and characteristics to suit the customers' requirements. The platform deck can be covered in various materials and be fitted with side panels of different sizes and characteristics. Our standard side panels are like the ones on trucks. They are made of aluminium and can be opened. As well as the loading platform, Bull 5 NP can be equipped with a cab and various types of wheels.



BULL 5 N CAB 2

BULL 2 N BULL 5 N BULL 5 NP CAB

ELECTRIC TRACTORS



CHARACTERISTICS		dim.un.			
Manufacturer					
Model			Bull2N	Bull5N	Bull5NP
Platform loading capacity	Nominal capacity	Kg.	-----	-----	700
Pull capacity	Load nominal capacity	Kg.	2000	5000	5000
Power type	Electric/Endothermic		Electric	Electric	Electric
Control type	Pedestrian/stand-on/Seated		Seated	Seated	Seated
Tyres	Pn - pneum. / se - superel.		Se-Se	Se-Se	Se-Se
Wheels	Number front/rear X=drive	Nr.	3 - 1/2x	3 - 1/2x	3 - 1/2x
Platform dimensions	L x B (length x width)	mm.	-----	-----	see table
DIMENSIONS					
	h= machine body hight	mm.	120	120	120
	L= length	mm.	1665	1665	1665
	B=width	mm.	920	920	920
	h 3 = feet panel hight	mm.	230	230	230
	h 4 = steering/handle hight	mm.	750	750	750
	h 2 = thiller hight	-----	-----	-----	-----
	h 5 = seat hight	mm.	520	520	520
	h 6 = turning light hight	mm.	1620	1620	1620
	h 7 = cabin turning light hight	mm.	1930	1930	1930
	h 1 = cabin hight	mm.	1800	1800	1800
	h 9 = cabin width	mm.	1030	1030	1030
Turning radius	R1= front min. external	mm.	1650	1650	-----
	R2=rear min. external	mm.	1045	1045	-----
	R3=rear min.internal	mm.	115	115	-----
Aisle width	U-turn	mm.	2300	2300	-----
Hook hight	s = hook center to ground	mm.	220-290-360	220-290-360	220-290-360
PERFORMANCE					
Speed	Without / with load	Km./h	12-4	12-4	12-4
Tractive effort	Continuative work 60'	N.	1200	1800	1800
	Max in plane x 5"	N.	1800	3500	3500
Gradeability	Without/width	%	12-4	12-4	12-4
Weight	With battery	Kg.	650	740	see table
Axes load	Front/rear with battery	Kg.	175-475	210-530	see table
TRACTION					
Wheels	Front diam./ width	mm.	320-110	320-110	320-110
	Rear diam./ width	mm.	400-125	400-125	400-125
Wheelbase	y = pitch	mm.	1205	1205	see table
Trach	C posterior wheels center	mm.	760	760	760
Ground clearance	clearance at half chassis	mm.	120	120	120
Working brake	Mecc./hydraul./elettr.		Hydraulic	Hydraulic	Hydraulic
	Brake axes number	N.	1	1	1
Parking brake	Mecc./hydraul./elettr.		Elettr.	Elettr.	Elettr.
Suspensions	Spring/laf spring/schock absorber		-----	-----	-----
POWER SUPPLY					
Battery	Type		Reinforced	Reinforced	Reinforced
	Capacity	V./Ah.	24-250(C5)	24-360(C5)	24-360(C5)
	Weight	Kg.	220	310	310
Electric motor	Translation,power S2=60*	Kw.	2,0 AC	3,5 AC	3,5 AC
Electric system	electronic control	Inverter AC	Inverter AC	Inverter AC	Inverter AC
Steering	Mecc./hydraul./elettr.		Mechanics	Mechanics	Mechanics
Transmission	Mecc.		Mechanics	Mechanics	Mechanics
Towing hook	manual - automatic		Manual	Manual	Manual
Autonomy	working hours with medium w	h.	6-8	6-8	6-8

	BULLNP-1	BULLNP-2	BULLNP-3
hight of platform (h8)	mm 520	520	520
width-length (h10 x h11)	mm 900 x 920	1210 x 920	1450 x 920
L	mm 2720	3025	3265
Y	mm 1795	1905	2045
R4	mm 2300	2420	2575
R5	mm 1425	1560	1665
R6	mm 375	425	495
U-turn	mm 3750	3990	4250
weight with battery	kg 874	903	925

